



2015 PRODUCT GUIDE

warning lights speakers sirens camera systems



table of contents

lightbars	pages 1-12	camera systems	pages 34-51
minibars	pages 13-15	accessories	pages 52-55
directional LED	pages 16-26	flash patterns	pages 56-57
display	pages 27-28	gutter mount kits	page 58
sirens	pages 29-32	part number index	page 59
speakers	page 32	notes	pages 60-61
flashers & looms	page 33		

symbol guide

The symbols listed are used in product information charts throughout this catalogue.

GENERAL SYMBOLS	
#	Part number
V	Volts
A	Amps
L	Lumens
FPM	Flashes per minute
	Mounting
	Approvals
	Warranty
WARRANTY SYMBOLS	
	Lightbar
	Electrical components
	Rotator
	Strobe
	Bulb

MOUNTING SYMBOLS	
	1" pop-in (Hide-A-LED™)
	1" flange (Hide-A-LED™)
	1 bolt
	2 bolt
	4 bolt
	6 bolt
	Magnet
	Suction cup
LIGHTING SYMBOLS	
	LED
	Halogen Rotator
	Strobe

lightbars

Hazard Systems lightbars are manufactured to the highest standards and incorporate a host of flexible features to maximise the available lighting options. Built with care in our Australian factory, they are constructed from the highest grade polycarbonate lenses and aluminium chassis, and while utilising a weatherproof design they also feature adjustable mounting feet and plug in wiring harness for easy installation and removal.

The 10/15 series low profile range utilises high output LEDs for unrivalled performance. The 20/30 series range offers the most flexible lighting options with a unique hinged upper lens allowing easy and safe bulb replacement. The popular 90 series offers a great balance between low profile and high visibility. Whatever your needs, you will find a Hazard Systems lightbar to suit your application.



10 Series
page 2



15 Series
page 4



20 Series
page 6



30 Series
page 8



90 Series
page 10



**15 Series
LED Minibar**
page 13



**30 Series
Halogen Minibar**
page 14




**90 Series
LED Minibar**
page 13



**LED Blaze
Minibar**
page 15



**30 Series
LED Minibar**
page 14



**Rotating Blaze
Minibar**
page 15

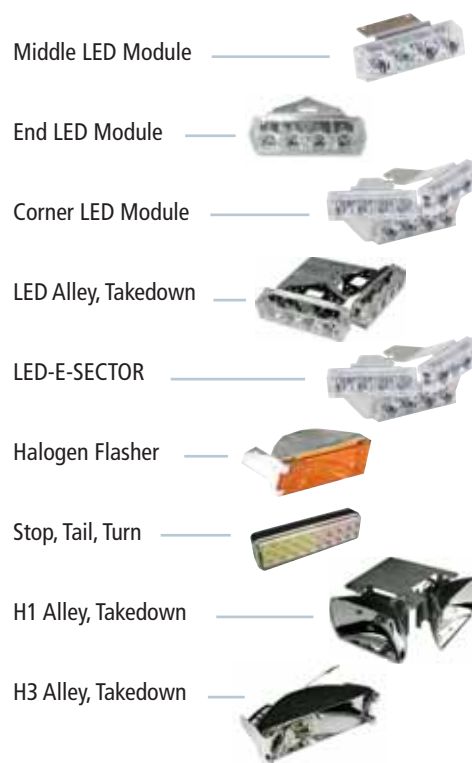
lightbars



10 Series

- Low profile unit with aerodynamic efficiency and unobtrusive styling
- Low current draw
- Reliable solid state LED control electronics
- LEDs rated to 100,000 hours of operation
- Capable of utilising high power LED-E-SECTOR technology (combination of alley, takedown, intersect and scene light)
- 360 degrees light output configurations available, including ECE 65 compliant
- Meets strict European EMC directives
- Polycarbonate lens with aluminium extrusion for strength and durability
- Plug in wiring harness for easy installation
- Unique mounting allows for a neat fit to the roof of the vehicle
- Height (centre) 53mm Width (centre) 305mm
- Lengths available: 810, 1070, 1200, 1330, 1460, 1590, 1720, 1850 and 1980mm
- May be controlled by conventional switches, relays or an integrated siren/amplifier switch (such as 809-001)

V	✓	⌚
12 and 24	e, E with ECE65 configurations available	2 years 5 years



LED Colours

- red
- blue
- amber
- magenta
- green
- white
- red/blue

Upper Lens Colours

- red
- blue
- amber
- C clear

lightbars



10 Series Configurations

Consider the following options when ordering your lightbar

Size of lightbar

Voltage - 12V or 24V

Top lens colour

LED colours

Mounting options - please refer to gutter mounting table in rear of catalogue

Selecting scene lighting and side LEDs



LED-E-SECTOR
High power intersect/alley
takedown & scene light



TAKEDOWN & ALLEY
Halogen



TAKEDOWN & ALLEY
LED



REAR ALLEY HALOGEN
With 3 tier LED and
single end LED



REAR ALLEY LED
3 tier module with
incorporated LED Alley



3 TIER LED
MODULE



SINGLE END LED
MODULE

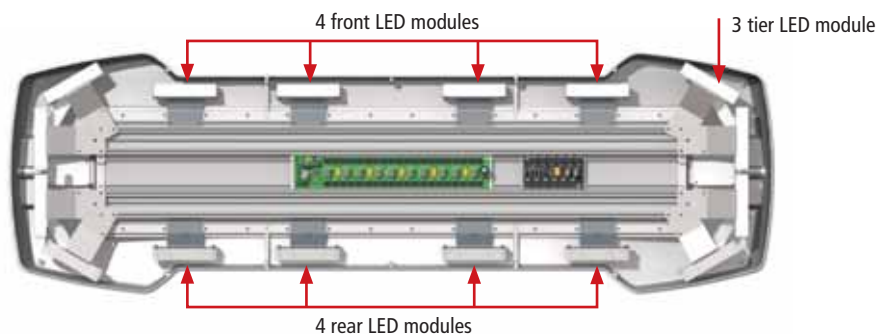


STOP/TAILO/TURN LED
Combined

Selecting front and rear LED modules

EXAMPLE

2 X front 3 tier modules
4 X front modules
4 X rear modules
2 X rear 3 tier modules
with incorporated Alley Lights
= 18 LED modules




lightbars



15 Series

Low profile unit with aerodynamic efficiency and unobtrusive styling
High power LED auxiliary lighting available Alley & Takedown
Low current draw
Reliable solid state LED control electronics
LEDs rated to 100,000 hours of operation
Weather-proof housing
360 degrees light output option available
Meets strict European EMC directives
Polycarbonate lens with aluminium extrusion for strength and durability
Unique mounting allows for a neat fit to the roof of the vehicle
ANPR mounting kits available
Height (centre) 53mm Width (centre) 305mm
Lengths available: 460, 590, 720, 850, 980, 1110, 1240, 1370, 1500, 1630, 1760 and 1890mm
May be controlled by conventional switches, relays or an integrated siren/amplifier switch (such as 809-001)



LED Colours

red	blue	amber
magenta	green	white
red/blue		

Upper Lens Colours

red	blue	amber
C clear		

V	✓	⌚
12 and 24	e,	2 years 5 years





15 Series Configurations

Consider the following options when ordering your lightbar

Size of lightbar

Voltage - 12V or 24V

Top lens colour

LED colours

Mounting options - please refer to gutter mounting table in rear of catalogue

Selecting scene lighting and side LEDs



**SINGLE END LED
MODULE**



**TAKEDOWN & ALLEY
Halogen**



**TAKEDOWN & ALLEY
LED**



**STOP/TAIL/TURN LED
Combined**



**ALLEY + ANGLED
MODULES**

Selecting front and rear LED modules

EXAMPLE

2 X front single end modules

6 X front modules

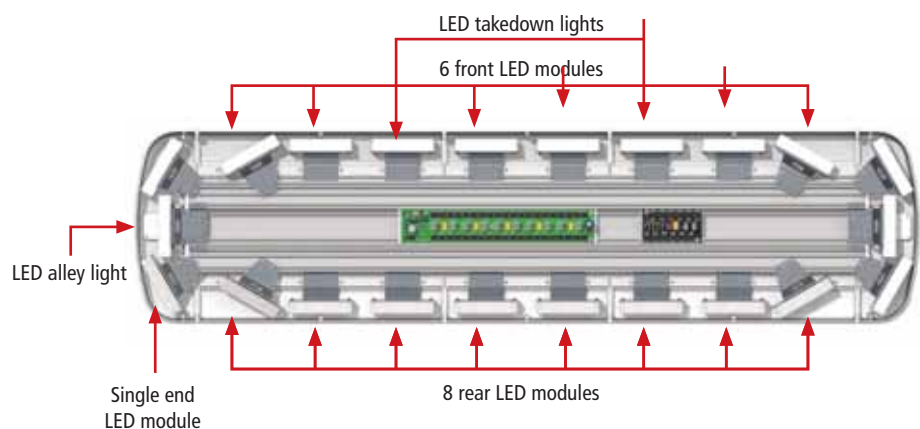
8 X rear modules

2 X rear single end modules

= 18 modules

2 X LED alley lights

2 X LED takedown lights



lightbars



20 Series

Dual Deck

Two levels of lighting options using LED, Rotator or Halogen

Weather proof housing

Reliable solid state LED control electronics

Capable of utilising LED-E-SECTOR technology (combination of alley, takedown, intersect and scene light)

Siren option using 100 watt centre mounted speaker

Hazard's unique Staggered Rotator System provides maximum vehicle side warning

Upper deck and Lower deck LEDs now available

Two level design gives unobstructed light output

Unique body hugging shape allows extra lighting without adding to height

Hinged top lens allows easy access

Aluminium centre chassis enhancing the monocoque (single shell) polycarbonate construction creating a stable design at high speeds and in harsh environments

Plug in wiring harness for easy installation

Height (centre) 130mm Width (centre) 305mm

Lengths available: 810, 1070, 1200, 1330, 1460, 1590, 1720, 1850 and 1980mm

May be controlled by conventional switches, relays or an integrated siren/amplifier switch (such as 809-001)

Middle LED Module



End LED Module



Corner LED Module



LED-E-SECTOR



LED Alley, Takedown



Single Upper Deck LED Module



Double Upper Deck LED Module



Rotator



Halogen Flasher



Stop, Tail, Turn



H3 Alley, Takedown



H1 Alley, Takedown



LED Colours

red blue amber
magenta green white
red/blue

Upper Lens Colours

red blue amber
magenta C clear white

V	✓	⌚
12 and 24	e,	2 years 5 years



Consider the following options when ordering your lightbar

Size of lightbar	LED colours
Voltage - 12V or 24V	Mounting options - please refer to gutter mounting table in rear of catalogue
Top lens colour	

20 Series Configurations

Selecting lighting type, scene and side lighting



HALOGEN ROTATOR
Single with mirror



UPPER DECK LED
Single and double deck



HALOGEN ROTATOR
Double



HALOGEN ROTATOR PLUS UPPER DECK LED



LED-E-SECTOR
High power intersect/alley/
takedown & scene light



TAKEDOWN & ALLEY
Halogen



TAKEDOWN & ALLEY
LED



REAR ALLEY HALOGEN
With 3 tier LED and
single end LED



REAR ALLEY LED
3 tier module with
incorporated LED Alley



**3 TIER LED
MODULE**



**SINGLE END LED
MODULE**

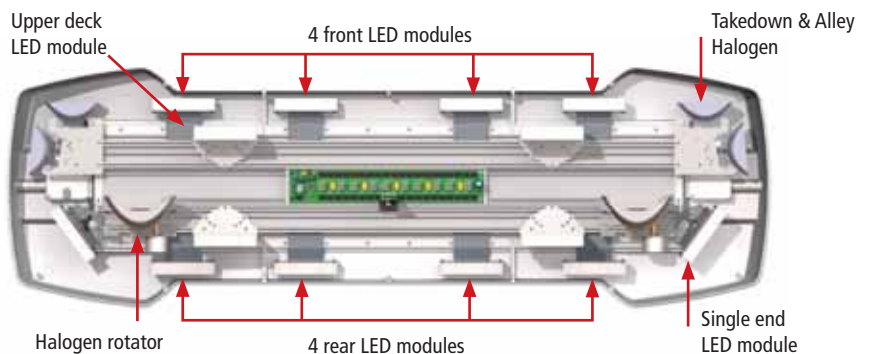


STOP/TAIL/TURN LED
Combined

Selecting front and rear LED modules

EXAMPLE

- 4 X upper deck dual LED
- 4 X front modules
- 4 X rear modules
- 2 X single end modules
- = 18 LED modules
- 1 X halogen alley lights (pair)
- 1 X halogen takedown lights (pair)
- 1 X halogen rotators (pair)
- 1 X illuminated sign section



lightbars



30 Series

Dual Deck

Two levels of lighting options using LED, Rotator or Halogen

Siren option using 100 watt centre mounted speaker

Hazard's unique Staggered Rotator System provides maximum vehicle side warning

Upper deck and Lower deck LEDs now available

Two level design gives unobstructed light output

Hinged top lens allows easy access

Aluminium centre chassis enhancing the monocoque (single shell) polycarbonate construction creating a stable design at high speeds and in harsh environments

Plug in wiring harness for easy installation

Height (centre) 130mm Width (centre) 305mm

Lengths available: 460, 590, 720, 850, 980, 1110, 1240, 1370, 1500, 1630, 1760 and 1890mm

May be controlled by conventional switches, relays or an integrated siren/amplifier switch (such as 809-001)

V	✓	⌚
12 and 24	e,	2 years 5 years

Middle LED Module



End LED Module



LED Alley, Takedown



Single Upper Deck LED Module



Double Upper Deck LED Module



Rotator



Halogen Flasher



Stop, Tail, Turn



H3 Alley, Takedown



LED Colours

- red ■ blue ■ amber
- magenta ■ green white
- red/blue

Upper Lens Colours

- red ■ blue ■ amber
- clear white



Consider the following options when ordering your lightbar

Size of lightbar

Voltage - 12V or 24V

Top lens colour

LED colours

Mounting options - please refer to gutter mounting table in rear of catalogue

30 Series Configurations

Selecting lighting type, scene and side lighting



**SINGLE END LED
MODULE**



**TAKEDOWN & ALLEY
Halogen**



**TAKEDOWN & ALLEY
LED**



**STOP/TAIL/TURN LED
Combined**



**ROTATOR AND LED
Combination**



**HALOGEN ROTATOR
Single with mirror**



**HALOGEN ROTATOR
Double**



**UPPER DECK LED
Single and double deck**

Selecting front and rear LED modules

EXAMPLE

4 X upper deck dual LED

4 X front modules

6 X rear modules

2 X single end modules

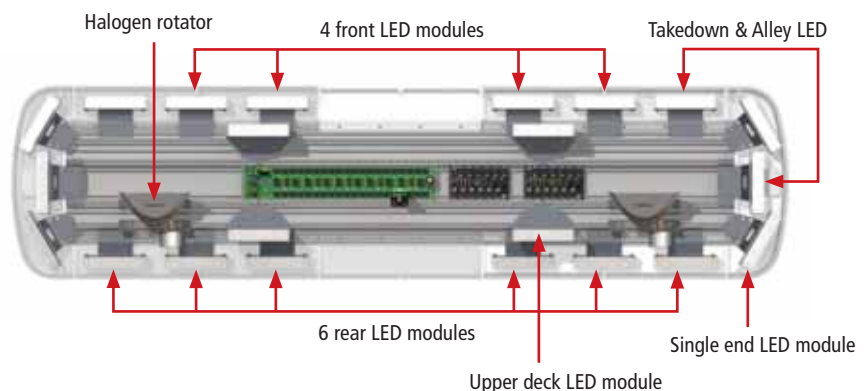
= 20 LED modules

1 X LED alley lights (pair)

1 X LED takedown lights (pair)

1 X halogen rotators (pair)

1 X illuminated sign section



lightbars



90 Series

Australian designed and manufactured

Flexible lens colouring to meet all customer requirements

Light sources include LED, Halogen, Directional Strobes and Linear Strobes

Weather-proof housing

Design enhances warning visibility yet maintains aerodynamic efficiency

Robust lightbar chassis

Low profile high visibility bar

Height 95mm Width 260mm

Lengths available: 350, 540, 850, 1070, 1230, 1330, 1430, 1730, 1850 and 2000mm

May be controlled by conventional switches, relays or an integrated siren/ amplifier switch (such as 809-001)

V	✓	⌚
12 and 24	e,	2 years

Single LED



Double LED



Halogen Ripple



Stop, Tail, Turn



Halogen Alley, Takedown



LED Alley, Takedown



Underhung Alley



LED Colours

- red
- blue
- amber
- magenta
- green
- white
- red/blue


Lens Colours

- red
- blue
- amber
- magenta
- green
- white
- C clear
- black



Image supplied by Hänsch Warnsysteme GmbH (German distributor).

lightbars



90 Series Configurations

Consider the following options when ordering your lightbar

Size of lightbar

Voltage - 12V or 24V

Lens colour

LED colours

Mounting options - please refer to gutter mounting table in rear of catalogue

Selecting scene lighting and side LEDs



**MIDDLE LED
DOUBLE DECK**



**END LED
DOUBLE DECK**



**MIDDLE LED
SINGLE DECK**



**END LED
SINGLE DECK**



**STOP/TAIL/TURN LED
Combined**



HALOGEN RIPPLE



**ALLEY LIGHT
Halogen or LED**



**TAKEDOWN LIGHT
Halogen or LED**

Selecting front and rear LED modules

EXAMPLE

6 X front modules

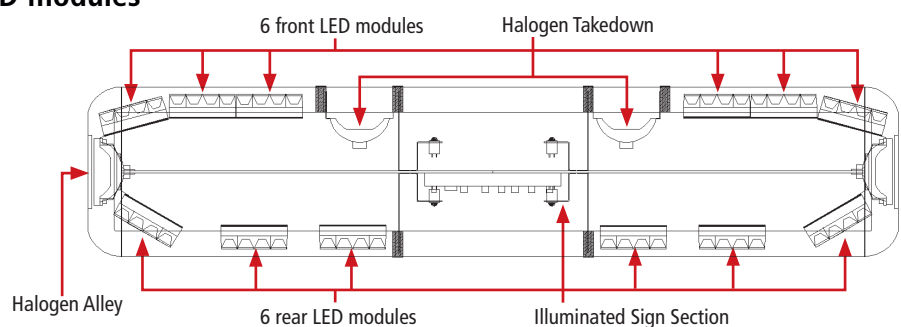
6 X rear modules

= 12 LED modules

1 X Halogen alley lights (pair)

1 x Halogen takedown lights (pair)

1 x Illuminated sign section



lightbars

10 & 20 Series

M4 Flip Up Display



889-010
M4 Digital Message Controller

15 & 30 Series

M4 Flip Up Display



889-010
M4 Digital Message Controller

15 Series

M5 Matrix Display with Cowling



HR8006
M5 Matrix Touch Controller

minibars

15 Series


Low profile

Low current draw (0.2 amps per head)

Long life 100,000 hours of operation

Encapsulated electronics

460mm x 53mm x 305mm



#	V	A				
822-110B	12	1.2		e,	2 years 5 years	
822-110CB						
822-110CR						
822-110R						
822-111B	24	0.6		e,	2 years 5 years	
822-111CB						
822-111CR						
822-111R						
822-112B	12	1.6		e,	2 years 5 years	
822-112CB						
822-112CR						
822-112R						
822-113B	24	0.8		e,	2 years 5 years	
822-113CB						
822-113CR						
822-113R						

Add -M to the end of the part number for magnetic version.
Additional lens/LED colours/configurations available. Custom version can be created upon request.

90 Series

Low current draw (0.2 amps per head)

Long life 100,000 hours of operation

Encapsulated technology

320mm x 95mm x 260mm



#	V	A				
822-114B	12	1.2		e,	2 years 5 years	
822-114CB						
822-114CR						
822-114R						
822-115B	24	0.6		e,	2 years 5 years	
822-115CB						
822-115CR						
822-115R						

Additional lens/LED colours/configurations available.

minibars

30 Series



Low current draw (0.2 amps per head)
Long life 100,000 hours of operation
Encapsulated electronics
460mm x 130mm x 305mm










	#	V	A			
	822-116B	12	1.2			
	822-116CB					
	822-116CR					
	822-116R					
	822-117B	24	0.6			
	822-117CB					
	822-117CR					
	822-117R					

Additional lens/LED colours/configurations available.

30 Series Halogen



Hazard's unique staggered rotator configuration
460mm x 130mm x 305mm

	#	V	A			
	822-118B	12	4		e, 	 2 years  2 years
	822-118R					
	822-119B	24	2			
	822-119R					

Additional lens/LED colours/configurations available.



Flash patterns: The minibars come pre-programmed with three flash patterns (these are selectable by opening the minibars)







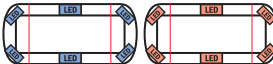
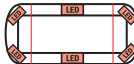



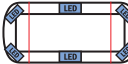
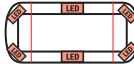



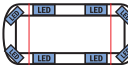
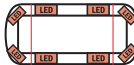



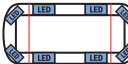
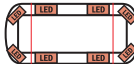


Permanent mount minibars can be synchronised to other Hazard products

Temp range: -30°C to +50°C

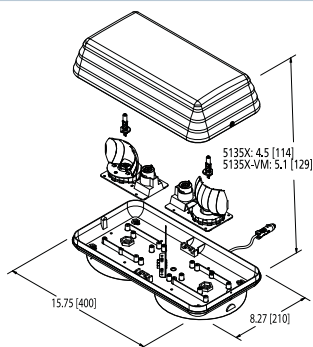


LED Blaze®



#	V	A					
822-106B	12	1.2		e SAEJ845 Class I	 2 years  5 years		
822-106R							
822-107B	24	0.6					
822-107R							
822-106B-M	12	1.2					
822-106R-M							
822-107B-M	24	0.6					
822-107R-M							
822-108B	12	1.6					
822-108R							
822-109B	24	0.8					
822-109R							
822-108B-M	12	1.6					
822-108R-M							
822-109B-M	24	0.8					
822-109R-M							

Additional lens/LED colours/configurations available.




Low profile design












Belt-drive rotator mechanism

Free-form optical reflector maximises light output



Rotating Blaze®



#	V	A						
5135B	12	9.2A		e, IP54	<div> 2 years</div> <div> 2 years</div>			
5135R								
5135B-VM								
5135R-M								

domes



R5100LA

R5100LC

R5100LB

R5100LR

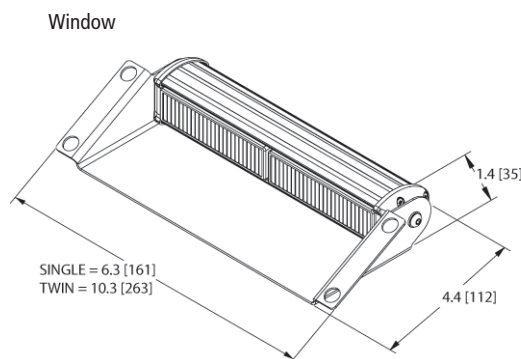
Additional lens/LED colours/configurations available.

directional LED

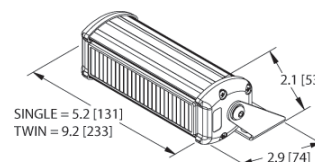
3600 Series

SAE Class I

Grille/Deck/Dash
& Window Mount



Grille/Deck/Dash



Flash patterns vary by model (max 9 - see page 56)

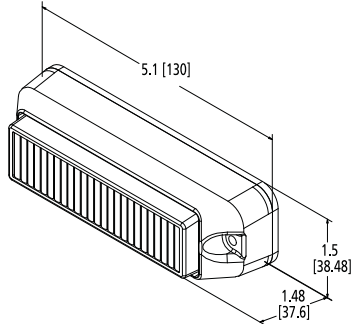
Synchronisation capable

Switched cigarette plug adapter

Encapsulated electronics extend product life

	#	TYPE	V	A			
	830-003B	Single	12	0.2			5 years
	830-003R						
	830-004B		24	0.1			
	830-004R						
	830-012B	Twin	12	0.4			5 years
	830-012RB						
	830-012R		24	0.2			
	830-013B						
	830-013RB						
	830-013R						
	830-001B	Single	12	0.2			5 years
	830-001R						
	830-002B		24	0.1			
	830-002R						
	830-010B	Twin	12	0.4			5 years
	830-010RB						
	830-010R		24	0.2			
	830-011B						
	830-011RB						
	830-011R						

Amber, green, magenta & white also available.



9 Flash patterns (see page 56)

Synchronisation capable

Encapsulated electronics extend product life



directional LED

3700 Series

Single/Dual Head
Surface Mount

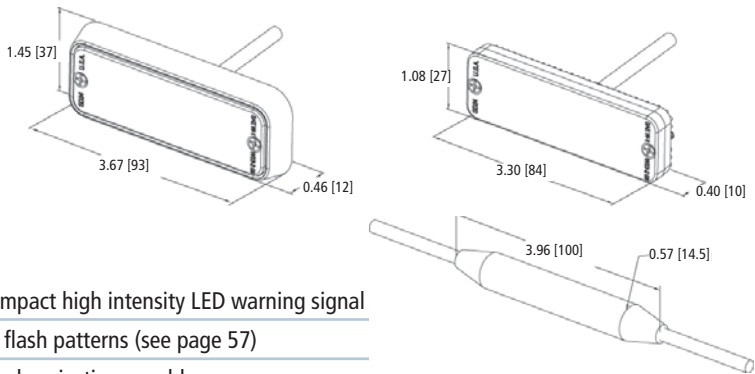
#	FEATURES	V	A				
830-042B							
830-042R	—	12	0.2				
830-042RB							
830-047B							
830-047R	—	24	0.1				
830-047RB							
830-042DB					SAE J845 Class I e	5 years	
830-042DR	Increased horizontal optics	12	0.2				
830-042DRB							
830-047DB							
830-047DR	Increased horizontal optics	24	0.1				
830-047DRB							
830-053B							
830-053R	—	12	0.4				
830-053RB							
830-054B					SAE J845 Class I e	5 years	
830-054R	—	24	0.2				
830-054RB							

Amber & white also available.



directional LED

3510 Series

SAE Class I
Surface Mount



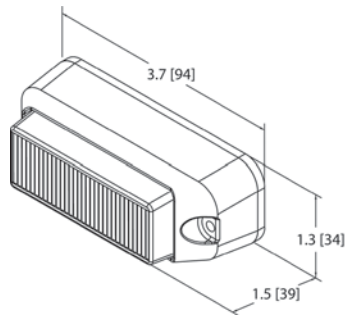
Compact high intensity LED warning signal
16 flash patterns (see page 57)
Synchronisation capable
In-line waterproof driver module

	#	V	A			
	3510B	12-24	0.75		SAE J595 Class I e	5 years
	3510R					



Amber & white also available.

3730 Series

SAE Class II
Surface Mount



14 flash patterns (see page 56)
Synchronisation capable
Encapsulated electronics extend product life

	#	TYPE	V	A			
	3730B	Aluminium	12-24	0.3		SAE J595 Class II e, IP67	5 years
	3730R						

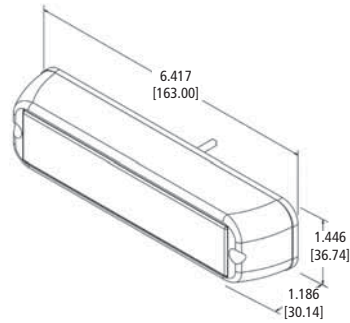
Amber & white also available.



directional LED

ED3766 Series

SAE Class I
Dual Colour Surface Mount



Dual colour warning

12 high-intensity LEDs, six of each colour

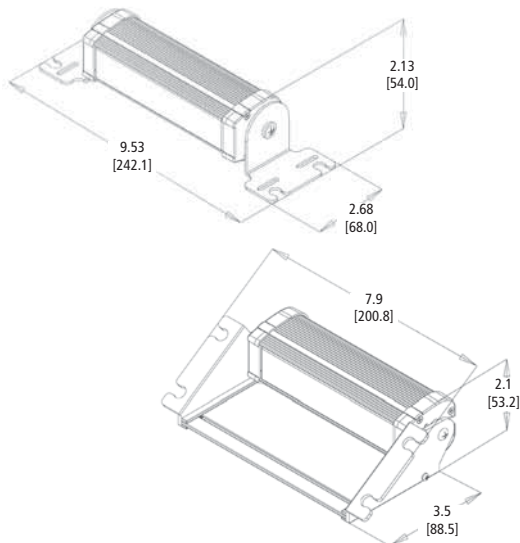
11 flash patterns (see page 57)

Synchronisation capable



#	V	A				
ED3766RB	12-24	0.9		SAE J595 Class I R65, R10	3 years	

Amber & clear also available.



ED3767 Series

SAE Class I
Dual Colour Dash & Window Mount



Dual colour warning

12 high-intensity LEDs, six of each colour

11 flash patterns (see page 57)

Synchronisation capable

#	V	A				
ED3767RB	12-24	0.9		SAE J595 Class I R65, R10	3 years	 Dash mount Window mount

Amber & clear also available.

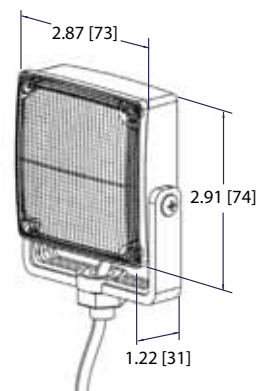
directional LED

VigiLED II™

Surface/Bracket Mount



Surface or bracket mount
18 flash patterns (see page 57)
Synchronisation capable
Encapsulated electronics extend product life

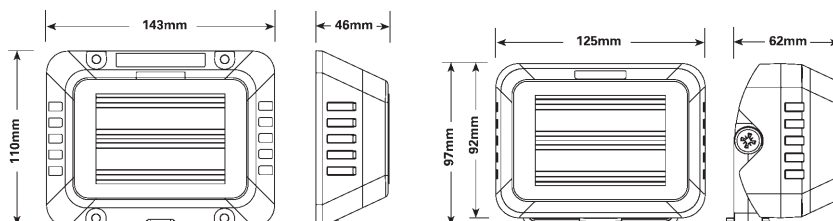


#	V	A				
ED0001B	12-24	0.7		IP67	1 year	
ED0001R						

Amber & clear also available.

SecuriLED™

Surface/Bracket Mount



Intensely bright LEDs
Quad flash
Synchronisation capable
Encapsulated electronics extend product life

	#	V	A			
	830-050B	12-24	0.7		IP67, R65	3 year
	830-050R				IP67	
	830-051B	12-24	0.7		IP67, R65	3 year
	830-051R				IP67	

Amber & white also available.

directional LED

Stick-A-LED™ Series

Self-Adhesive Mount



Quad flash

Three or six LEDs

Single hole installation

Tough polycarbonate base and lens



Self-adhesive peel and stick backing



	#	V	A				
	ED0002B	12-24	0.6	Self-Adhesive	CE, R10, IP66	1 year	
	ED0002R						
	ED0003B	12-24	0.6	Self-Adhesive	CE, R10, IP66	1 year	
	ED0003R						
	ED0004B	12-24	0.75	Self-Adhesive	CE, R10, IP66	1 year	
	ED0004R						

Amber & clear also available.

directional LED

ED0010/ED0011 Series

Concealed Warning LEDs
Self-Adhesive Mount



2 LED head

Head/taillight applications

Easily installs in compact and double wall light casings

Flange/self-adhesive 1/2" hole mount

16 flash patterns (see page 57)

Synchronisation capable

In-line waterproof driver module

9' cable

	#	TYPE	V	A				
	ED0010B	3/4"	12-24	0.5	Self-Adhesive 	CE, R10, IP67	3 years	
	ED0010R							
	ED0011B	2"	12-24	0.5	Self-Adhesive 	CE, R10, IP67	3 years	
	ED0011R							

Amber & clear also available.

directional LED

Hide-A-LED™

Concealed Warning LEDs



Head or tail light applications
Four 1-watt LEDs per head
16 flash patterns (see page 57)
Synchronisation capable
9' cable, in-line waterproof driver module



	#	HEADS	V	A				
	9010B	1	12-24	0.5		CE, R10	5 years	
	9010R		12					
	9011B	1	12-24	0.5		CE, R10	5 years	
	9011R		12					
	9031B	1	12-24	0.5		CE, R10	5 years	
	9031R		12					

Amber & clear also available.

directional LED



Concealed Warning LEDs



Head or tail light applications

Six 1-watt LEDs per head

16 flash patterns (see page 57)

Synchronisation capable

9' cable, in-line waterproof driver module

#		HEADS	V	A				
	9013B	1	10-30	1.25		CE, R10	5 years	
	9013R							
	9013BR		12	0.6				
	X1B	1	10-30	1.25		CE, R10	5 years	
	X1R							
	X1RWB			0.5				

Amber & clear also available.

directional LED



Concealed Warning LEDs

Head/tail light or surface mountable
using included bezel

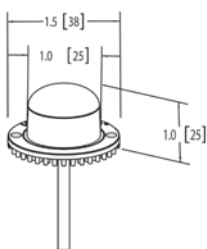

Six 1-watt high intensity LEDs provide
exceptional warning

16 flash patterns (see page 57)

Synchronisation capable

9' cable, in-line waterproof driver module

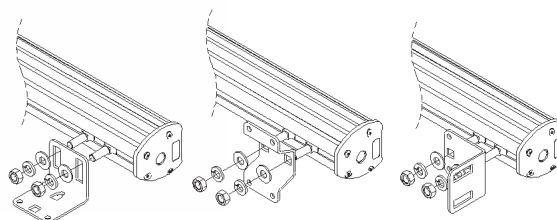


#	HEADS	V	A	V			
	9014B			100			
	1	12-24	0.7			CE, R10	2 years
	9014R			200			



directional LED

LED Strip



THE LED STRIP CAN BE MOUNTED PARALLEL OR PERPENDICULAR TO THE INSTALLATION SURFACE

The LED strip is available in 6 or 8 head models.

The LED strips are voltage specific and as such are available in 12 and 24 volt

Input voltage range: 12V: 9-16VDC 24V: 18-30VDC


Current consumption:

6 head: 12V: average 1.2a peak 2.4a 24V: average 0.6a peak 1.2a

8 head: 12V: average 1.6a peak 3.2a 24V: average 0.8a peak 1.6a

Flash patterns: The LED strip comes pre-programmed with an alternating quad flash pattern. It can also be synchronised to other Hazard LED products.

Size: 1000mm L x 40mm D x 47mm H

#	HEADS	V	A	
830-861A	6	12	1.2	5 years
830-861B				
830-861R				
830-861RB				
830-862A				
830-862B				
830-862R				
830-862RB				
830-881A	8	12	1.6	5 years
830-881B				
830-881R				
830-881RB				
830-882A				
830-882B				
830-882R				
830-882RB				



display

LED Message



DISPLAY FEATURES

Touchscreen or hard-wire control

Co-moulded TIR collimating optics to simulate 10mm LED. Optically tinted for improved contrast

Sealed connector system (IP67)

Gore™ vent pressure equalisation

Up to 99 messages

Scrolling message support




Simplified wiring through HazCan Junction Box

Standardised serial cable

Flexible mounting options – two cable exit directions plus display can be mounted upside-down. Text automatically displays correctly through accelerometer sensing.

M6 moulded brass inserts for direct mounting

590mm L x 145mm W x 40mm D

#	DESCRIPTION	DISPLAY	V					
HD0012A	Fixed message display kit	Includes touchscreen controller	10-30	ECE R10 	1 year			
HD0012R								
HD0012W		Hard-wire controller only						
HD0013A								
HD0013R								
HD0013W								

CONTROLLER FEATURES

O-LED touchscreen graphic display

Micro-SD message storage & firmware updates

PC message programmer

Customise start-up logo

Diagnostic screen - system voltage, firmware version, date of manufacture, message filename


Adhesive tape mounting or swivel-mount option




PC program screen

display

LED Message




M4 TIP UP



M4 TIP DOWN

- Low standby current
- Reduced RF emissions & susceptibility
- Simple message programming on M4 system via Windows software & USB interface

- M4 supports flexible messages, including scrolling messages, graphics and foreign characters
- Can hold up to 99 messages

#	DESCRIPTION	DISPLAY	V		
889-001A	Tip-up message display kit	Includes 889-010	12	 E	1 year
889-001R					
889-002A	Tip-down message display kit				
889-002R					

889-010 M4 Digital Message Controller	889-012 Programming Interface for 889-010 (software included)
	





sirens

CS200 Series

- Integrated microphone control head
- Adjustable public address volume
- High quality construction
- Rubberised 'soft-touch' handpiece
- Swivel mounting cradle
- Backlit, illuminated buttons
- Easy to use, low-clutter button layout
- 1,2,3 Progressive warning level buttons
- 'Hands-free' control mode
- Radio rebroadcast capability (CS202)
- Manual wail function (CS202)
- 6 channels of relay-switched lighting control with status LEDs (CS202)

Controller Size: 55mm L x 25mm D x 115mm H Weight: 220g



CS201






CS202

- Rugged extruded amplifier housing
- Specially designed convective cooling fins
- Protected against under-voltage, over-voltage, reverse-polarity, supply transients
- Protected against thermal overload + output short circuits
- Designed to drive one or two 11-ohm 100-Watt siren speakers
- Up to 200W siren output power, or 400W with optional slave amplifier unit
- Wide range of supported siren tones
- SOFTSTART™ siren tones
- Vehicle Horn interface (HRT)
- Dedicated Automatic Gain Control (AGC) circuit optimises public address clarity

Amplifier Size: 159mm L x 192mm D x 59mm H Weight: 1780g



CS202 Siren Amplifier




#	MODEL	V			COMPONENT #
809-015	CS201	12		1 year	siren amp 809-930
					controller 809-932
					wiring kit 809-936
					controller cradle 809-938
809-016	CS201	24			siren amp 809-931
					controller 809-932
					wiring kit 809-936
					controller cradle 809-938
809-017	CS202	12			siren amp 809-933
					controller 809-935
					wiring kit 809-939
					controller cradle 809-938
809-018	CS202	24			siren amp 809-934
					controller 809-935
					wiring kit 809-939
					controller cradle 809-938

sirens

1000 Series






- Remote keypad controller with backlight
- Public address – volume control on microphone
- Wail, yelp and hi-lo tones, user selectable
- Softstart siren and manual wail
- 8 x lighting control relays – user configurable
- Radio re-broadcast, HRT and bonnet switch inputs
- Can be configured for airhorn or phaser tones
- Over-voltage, over temperature and thermal protection
- Siren amplifier dimensions: 50 x 90 x 170mm Weight: 1kg
- Controller dimensions: 15 x 50 x 90mm Weight: 126g

#	V	W			COMPONENT #
809-001	12	100	 e	1 year	siren amp 809-901
					controller 809-903
					wiring kit 809-904
					microphone 809-905
809-001-200	12	200			siren amp 809-901-200
					controller 809-903
					wiring kit 809-904-200
					microphone 809-905
809-002	24	100			siren amp 809-902
					controller 809-903
					wiring kit 809-904
					microphone 809-905
809-002-200	24	200			siren amp 809-902-200
					controller 809-903
					wiring kit 809-904-200
					microphone 809-905

3000 Series



- Public address – volume control on microphone
- Wail and yelp tones
- Airhorn
- Radio re-broadcast and HRT inputs
- Over-voltage, over temperature and thermal protection
- Siren amplifier dimensions: 50 x 90 x 170mm Weight: 1kg

#	V	W			COMPONENT #
809-007	12	100	 _e	1 year	siren amp 809-912
					wiring kit 809-914
					microphone 809-905
809-008	24				siren amp 809-913
					wiring kit 809-914
					microphone 809-905






sirens

2000 Series

Softstart siren
Wail and yelp tones
Selectable airhorn and phaser tones
HRT input
Note: no public address
Siren amplifier dimensions: 50 x 65 x 210mm Weight: 1kg




#	V	W			COMPONENT #
809-004-M1	12	100	e, 	1 year	siren amp 809-907
					wiring kit 809-910
					switch 809-911
809-006-M1	24				siren amp 809-909
					wiring kit 809-910
					switch 809-911



Public address
Wail, yelp and hi-lo tones
Manual wail or airhorn
Radio re-broadcast
2 x lighting control relays
Siren amplifier dimensions: 65 x 180 x 220mm Weight: 2.1kg
Controller dimensions: 60 x 110 x 65mm Weight: 150g

4000 Series



#	V	W		COMPONENT #
809-010	12	100	1 year	siren amp 809-920
				wiring kit 809-922
				controller 809-923
809-011	24			siren amp 809-921
				wiring kit 809-922
				controller 809-923

siren / speakers

5000 Series



User selectable settings via dipswitches

Wail, yelp, airhorn, phaser and mix (200W only) tones

HRT input (selectable +ve or -ve)








NOTE: No public address

Siren amplifier dimensions: 280 x 300 x 800mm Weight: 1.1kg

#	V	W	⌚	COMPONENT #
N-100W	12	100	1 year	Connector Kit 809-926
N-200W		200		

	#	DESCRIPTION	W	⚙️	⌚
	810-008	Speaker Under Bumper	100 (11-Ω)	⬤ •	1 year
	810-002	Speaker Round	100 (11-Ω)	⬤ •	1 year
	810-011	Speaker Flat	100 (11-Ω)	⬤ •	1 year
	810-006	Speaker Rectangular	100 (11-Ω)	⬤ •	1 year
	810-009	Speaker Buglehorn	100 - Ford (11-Ω)	⬤ •	1 year
	810-010		100 - Holden (11-Ω)		
	810-014	VE Commodore Speaker & Bracket (Omega)	-	⬤ •	1 year
	810-015	VE Commodore Speaker & Bracket (SS)			
	810-013	Siren Driver	100	-	1 year

flashers & looms

#	DESCRIPTION		USED WITH	
886-001	Alternating Flasher (single pattern)	12V	-	 
886-002		24V		
886-009	Headlight Flasher with Auxiliary Option (heavy duty)	12V	-	
886-010		24V		
M3-LDM5-LOOMU	LDM5 universal loom for use with high and low beam		886-009 & 886-010	
M3-LDM5-LOOMH4L	H4 headlamps low beam only			
M3-LDM5-LOOMH4H	H4 headlamps high beam only			
M3-LDM5-LOOMH4T	H4 headlamps truck low beam			

camera systems



Prevention Pays

There is overwhelming evidence showing the majority of accidents involving work vehicles (both on and off road) happen while vehicles are backing up. Each year countless incidents result in fatalities, injuries and/or costly damage to vehicles, equipment and property. Hazard System's extensive line of camera systems is designed to offer a solution for every type of vehicle application in order to help prevent expensive accidents, eliminate workplace injuries and ultimately save lives.

Safety & Security



















In addition to reversing safety, Hazard System camera systems have many additional applications including side and/or front vision on large semi trucks and construction equipment, boom vision on access equipment, cranes or large material handling equipment as well as for vehicle security applications including transit bus, school bus and secure transportation.

Premium Quality, Premium Performance

All Hazard System camera systems are manufactured to the highest quality and performance standards, offer premium features and utilize the latest technology to deliver a reliable, crystal clear image. All systems provide rugged dependability backed by a hassle free 1 Year warranty.

Gemineye™ – Sets the Standard

Our Gemineye™ line of LCD systems is one of the most durable and flexible camera offerings available allowing you to choose from a base kit and, if desired, expand it with additional camera and peripheral options. Alternatively you can use our Camera System Specifier starting on page 49, choosing individual components to create the perfect system for your application. From compact 3.5" monitors to 7.0" widescreen monitors with multi camera, split-screen viewing capability and mini flush mount cameras to full featured automatic shutter cameras, Gemineye™ offers options to suit any need.

CAMERA SYSTEMS SYMBOL GUIDE					
	monitor		dimensions		remote control
	camera		weight		mech. vibration
	cable		temperature		max cameras
	internal controller		quad view		proximity sensors
	voltage		DVR compatible		5 pin camera connection
	power consumption		mirror image		6 pin camera connection

camera systems

EC5603-K *Gemineye*™ CAMERA / DATA STORAGE SYSTEM




5.6" LCD Colour System

High-resolution colour monitor

Standard colour infrared camera

Excellent picture quality even in low-light conditions

3 camera expandable

	#	V	COMPONENTS	
	EC5603-K	12-24		EC5603-M
				EC2014-C
				ECTC20-4

EC7003-K *Gemineye*™ CAMERA / DATA STORAGE SYSTEM

7.0" LCD Colour System

Monitor provides the optimal viewing area for mobile CCTV applications

Standard colour infrared camera

Excellent picture quality even in low-light conditions

3 camera expandable

	#	V	COMPONENTS	
	EC7003-K	12-24		EC7003-M
				EC2014-C
				ECTC20-4

System Expansion Options

C2000	C2002	C2010	EC2014-C	EC2017-C	ECTC10-4 20m/65'
					

*ECADPT-1 required to operate camera



camera systems

Gemineye™
CAMERA / DATA STORAGE SYSTEM

EC5605-WK

5.6" LCD Colour Wireless System



2.4 GHz digital wireless system

Touchscreen menu control

Internal controller

CMOS infrared 11 LED camera

Includes monitor sunshade

Four camera expandable

1 year warranty



EC5605-WM



EC2014-WC

camera systems

K3500 *Gemineye*™ CAMERA / DATA STORAGE SYSTEM

3.5" LCD Colour System

Non-commercial applications
Compact monitor requires minimal space
Internal controller
Flush mount camera
2 camera expandable

	#	V	COMPONENTS	
	K3500	12-24		M3500
				C2004
				PC16Y-4

K4200M *Gemineye*™ CAMERA / DATA STORAGE SYSTEM

4.3" LCD Colour Mirror System

Non-commercial applications
Mirror integrated monitor
Internal controller
Flush mount camera
2 camera expandable

	#	V	COMPONENTS	
	K4200M	12-24		M4200M
				C2004
				PC16Y-4

System Expansion Options

C2000	C2002	C2004	C2010	C2011
				

*Requires ADPT-07 adapter



camera systems



K7000B

7.0" LCD Colour System

High-resolution colour monitor

Internal controller

CMOS infrared colour camera

Excellent picture quality even in low-light conditions

Monitor includes a sunshade and remote control

2 camera expandable

#	V	COMPONENTS	
K7000B	12-24		M7000B
			C2013B
			ECTC20-4

System Expansion Options

C2013B	ECTC20-4 20m/65'

*Kit includes a short Y-type wiring harness.
An additional camera (C2013B) and transmission
cable (ECTC20-4) is required to expand the kit to two cameras.



C2000 pictured

camera systems

K7000Q

Gemineye™
CAMERA / DATA STORAGE SYSTEM

7.0" Quad View LCD
Colour System

Quad view, split screen

Internal controller

18 LED infrared camera

4 camera expandable

	#	V	COMPONENTS	
	K7000Q	12-24		M7000Q
				C2000
				TC20

K7000W

Gemineye™
CAMERA / DATA STORAGE SYSTEM

7.0" Weatherproof
Quad View LCD
Colour System

Weatherproof monitor

Quad view, split screen

Internal controller

18 LED infrared camera

4 camera expandable

	#	V	COMPONENTS	
	K7000W	12-24		M7000W
				C2000
				TC20

System Expansion Options

C2000	C2002	C2004	C2010	C2011		
						
		*		*		

TC05 5m/16'	TC10 10m/32'	TC15 15m/49'	TC20 20m/65'	TC-TT10 10m/32'	TC-TT20 20m/65'
					

*Requires TC__SV cable

**Requires 2 camera inputs

camera systems

Gemineye™
CAMERA / DATA STORAGE SYSTEM

K1024

10.2" Quad View LCD
Colour System

Quad view, split screen

Internal controller

18 LED infrared camera

4 camera expandable

#	V	COMPONENTS	
K1024	12-24		M1024
			C2000
			TC20



System Expansion Options

C2000	C2002	C2004	C2010	C2011
				
		*		*

TC05 5m/16'	TC10 10m/32'	TC15 15m/49'	TC20 20m/65'	TC-TT10 10m/32'	TC-TT20 20m/65'
					

*Requires TC__SV cable

**Requires 2 camera inputs



M7000W pictured



M7000Q pictured

camera systems

Integrated Sensor Systems

Standard camera systems provide exceptional visual warning for vehicle operators that there is an obstacle in their path. Hazard Camera/Sensor systems take driver warning to the next level by integrating ultrasonic sensors into the system. There is no additional in-cab hardware, the LCD monitor provides both an audible and visual proximity warning as the camera image is overlaid with a colour coded display that indicates distance to object while emitting an escalating warning sound as obstacles get closer.

An obstacle detection system adds passive protection in addition to warning lights, back-up alarms and standard camera systems. While standard systems will only alert danger if the driver is using the monitor, an integrated sensor system will alert the driver before a collision is imminent, immediately directing attention to the camera system monitor and danger zone at the rear of the vehicle.

K4204M 4.3" LCD Colour Mirror Reversing Sensor System



- Non-commercial applications
- Mirror integrated monitor
- Integrated ultrasonic proximity sensors
- External Controller
- 18 LED infrared camera
- 3 camera expandable

	#	V	COMPONENTS			
	K4204M	12-24		M4204M		C2000
				TC-CB20 TC-JB20		RS01
				CB40RS RSJB04		

System Expansion Options

C2000	C2002	C2004	C2010	C2011
TC-CB20 20m/65'				

*Requires ADPT08 adapter

**Requires 2 camera inputs

camera systems

GemineyeTM
CAMERA / DATA STORAGE SYSTEM

K5604






5.6" LCD Colour
Reversing Sensor
System


Integrated ultrasonic proximity sensors

External Controller

18 LED infrared camera

3 camera expandable

#	V	COMPONENTS			
K5604	12-24		M5604		C2000
			TC-CB20 TC-JB20		RS01
			CB40RS RSJB04		



GemineyeTM
CAMERA / DATA STORAGE SYSTEM

K7004

7.0" LCD Colour
Reversing Sensor
System






Widescreen monitor


Integrated ultrasonic sensors

External Controller

18 LED infrared camera

3 camera expandable

#	V	COMPONENTS			
K7004	12-24		M7004		C2000
			TC-CB20 TC-JB20		RS01
			CB40RS RSJB04		



System Expansion Options

C2000	C2002	C2004	C2010	C2011
		 *		 *

TC-CB20 20m/65'



*Requires ADPT08 adapter

**Requires 2 camera inputs

camera systems - monitors



EC5603-M EC5605-WM EC7003-M M4200M M4204M

approvals	E13, FCC, CE	ECE R10, E13, FCC, CE, RoHS, C-TICK	E13, FCC, CE	E13, FCC, CE	E13, FCC, CE
internal controller	Yes	Yes	Yes	Yes	-
colour	Yes	Yes	Yes	Yes	Yes
voltage	12-24	12-24	12-24	12-24	12-24
power consumption	5	5	6	5	5
audio	Yes	Yes	Yes	Yes	Yes
day / night light sensor	Yes	Yes	Yes	Yes	Yes
dimensions	6.32" x 4.52" x 1.07"	6.32" x 4.51" x 1.06"	7.28" x 5.07" x 1.06"	10.87" x 3.58" x 1.18"	10.87" x 3.58" x 1.18"
weight	2.67 lbs	2.87 lbs	3.34 lbs	1.08 lbs	1.08 lbs
temperature	-4 to +158	-4 to +158	-4 to +158	-4 to +158	-4 to +158
screen size	5.6"	5.6"	7.0"	4.3"	4.3"
quad view	-	-	-	-	-
DVR compatible	-	-	-	-	-
mirror image	Yes	Yes	Yes	Yes	Yes
remote control	Yes	Yes	Yes	-	-
sunshade	Yes	Yes	Yes	-	-
weatherproof	-	-	-	-	-
max cameras	3	4	3	2	3 w/ CB40RS
4 pin camera connection	Yes	-	Yes	Yes	Yes

camera systems - monitors



M3500



M5604



M7000B



M7004



M7000Q



M7000W

E13	E13, FCC, CE	FCC, CE, RoHS	E13, FCC, CE	E13, FCC, CE	IP65, E13, FCC, CE
Yes	-	Yes	-	Yes	Yes
Yes	Yes	Yes	Yes	Yes	Yes
12-24	12	12-24	12	12-24	12-24
7	5	5	5	5	5
-	Yes	-	Yes	Yes	Yes
-	Yes	Yes	Yes	Yes	Yes
4.03" x 3.16" x 1.18"	5.52" x 5.02" x 1.09"	6.85" x 4.49" x 0.94"	7.0" x 5.13" x 1.16"	7.17" x 4.88" x 1.54"	7.87" x 5.45" x 2.99"
0.5 lbs	1.15 lbs	0.88 lbs	1.17 lbs	1.72 lbs	2.14 lbs
-32 to +140	-22 to +185	-4 to +158	+14 to +140	-4 to +158	-4 to +158
3.5"	5.6"	7.0"	7.0"	7.0"	7.0"
-	-	-	-	Yes	Yes
-	-	-	-	-	-
Yes	Yes	Yes	Yes	Yes	Yes
-	-	-	-	Yes	-
-	-	Yes	-	Yes	Yes
-	-	-	-	-	Yes
2	3 w/ CB40RS	2	3 w/ CB40RS	4	4
Yes	Yes	Yes	Yes	Yes	Yes

camera systems - cameras



C2000



C2001



C2002



C2004

approvals	IP68, E13, FCC, CE	IP68, E13, FCC, CE	IP68, E13, FCC, CE	IP68, E13, FCC, CE
colour	Yes	Yes	Yes	Yes
black & white	-	-	-	-
power consumption	2	2.5	1.5	1.2
microphone	Yes	Yes	Yes	-
day / night light sensor	Yes	Yes	Yes	-
dimensions	3.62" x 3.19" x 2.41"	4.47" x 3.82" x 2.59"	3.03" x 2.47" x 1.99"	1.22" x 1.06" x 1.83"
weight	0.9 lbs	1.3 lbs	0.47 lbs	0.22 lbs
temperature	-22 to +149	-22 to +149	-22 to +149	-22 to +149
lens angle	110°	110°	110°	150°
lens size	1/4"	1/4"	1/4"	1/4"
infrared LEDs	18	18	9	-
mechanical vibration	8G	8G	8G	-
4 pin camera connection	Yes*	-	Yes*	Yes
6 pin camera connection	-	Yes	-	-

*threaded connection

camera systems - cameras



C2010



C2011



C2013B



EC2014-C



EC2014-WC



EC2017-C

IP68, E13, FCC, CE

IP68, E13, FCC, CE

IP69K, FCC, CE, RoHS

IP69K, ECE R10, E13,
FCC, CE, C-Tick

IP69K, ECE R10, FCC,
CE, RoHS, C-Tick

IP69K, FCC, CE

Yes

Yes

Yes

Yes

Yes

Yes

-

-

-

-

-

-

1.5

1.2

1

3

.25

0.1

Yes

-

-

Yes

Yes

-

Yes

-

Yes

Yes

Yes

-

2.68" x 1.34"

1.42" x 1.77"

2.92" x 3.01" x 2.62"

2.87" x 2.99" x 2.60"

2.87" x 2.99" x 2.98"

1.22" x 1.57" x 1.13"

0.36 lbs

0.44 lbs

0.6 lbs

0.74 lbs

0.89 lbs

0.14 lbs

-22 to +158

-22 to +158

-22 to +158

-22 to +158

-20 to +158

-20 to +158

110°

150°

120°

120°

120°

150°

1/4"

1/4"

1/4"

1/3"

1/3"

1/4"

9

-

18

11

11

-

10G

-

8G

10G

10G

10G

Yes*

Yes

Yes*

Yes*

-

Yes*

-

-

-

-

-

-

camera systems - accessories

CONTROLLERS

CB20



12-24 VDC	≤ 9W	DVR	
		6.20" x 1.35" x 2.99"	
	0.8 lbs		
	x2		

CB40RS



12-24 VDC	≤ 10W		
		6.14" x 1.35" x 3.54"	
	-4 to +140 °F	1.04 lbs	
	x3	Use with integrated sensor systems	

RSJB04



	x4	12 VDC		1" x 4" x 2.5"
Use with integrated sensor systems				

RS01

4 ultrasonic proximity sensors
Use with integrated sensor systems



MONITOR MOUNTING

MB01

Adhesive
5.0", 5.6" and 7.0"



MB02

Suction Cup
3.5"



MB03

Permanent
5.6", 7.0" & 10.2"



MONITOR SUN SHADES

A5600SS

M5600/M5601



A7000SS

M7000/M7001

DVR

DVR04A



2.5" disk drive with internal shock and vibration resistant mounting (order memory separately)

External USB download port and mini-USB download port on internal 2.5" disk drive (download cables included)

Individual trigger wires included for each camera channel

Compression format - MPEG

Compatible with M5601, M7001 and M7000Q monitors only

DVM120A (120GB)

Digital memory discs for use with DVR04A digital video recorders

12-24 VDC	≤ 30W	120GB	
		4.85 lbs	
6.5" x 2.75" x 8.5"	+23 to +122 °F	10G	

CABLES

Gemineye™ Camera Transmission Cables

TC05 5m/16' (4 pin)	TC10 10m/32' (4 pin)		
TC15 15m/49' (4 pin)	TC20 20m/65' (4 pin)		
TC20-6 20m/65' (6 pin)	TC02SV 2m/6' (4 pin/s-video)	TC05SV 5m/16' (4 pin/s-video)	
TC10SV 10m/32' (4 pin/s-video)	ECTC10-4 10m/32' (4 pin/threaded)	ECTC20-4 20m/65' (4 pin/threaded)	

TC-TT10/TC-TT20 - Tractor to trailer socket connector
(7 pin trailer - 4 pin camera)
monitor to curly = 5m/16' / curly to camera = 0.6m/2' - 2.4m/8'
curly to camera = 10m/32' = TC-TT10 / curly to camera = 20m/65' = TC-TT20



Gemineye™ Camera Sensor System Cables

TC-CB20 - 20m/65' (5 pin)		TC-JB20 - 20m/65' (5 pin)	
----------------------------------	--	----------------------------------	--

Gemineye™ DVR to Camera Cables

TC-CDVR10 - 10m/32' (4 pin)	TC-CDVR20 - 20m/65' (4 pin)
------------------------------------	------------------------------------

Gemineye™ DVR to Monitor Cables

TC-MDVR10 - 10m/32' (4 pin)

Gemineye™ Power/Trigger/Transmission Harnesses

PC2.8Y-4 - 7' (Female 4 / Male 13)	PC2.8Y-6 - 7' (Female 6 / Male 13)
PL1.5Y-4 - 3'6" (Female 4 / Male 26)	PL1.5Y-6 - 3'6" (Female 6 / Male 26)

ADAPTERS

ADPT-07 - S-video to VHS (S = Female 4 / VHS = Male 4) - 5"
ADPT-08 - S-video to VHS (S = Female 4 / VHS = Male 4) - 5"
ADPT-09 - S-video to VHS (S = Female 4 / VHS = Male 6) - 5"
ADPT-46AE - 4-6 pin adapter (Female 4 / Male 6) - 12"
ADPT-64AE - 4-6 pin adapter (Female 6 / Male 4) - 5"
ADPT-DVR01 - Controller to camera & DVR "Y" cable (4 pin) - 1m/3'
ADPT-DVR02 - Controller to camera & DVR "Y" cable (6 pin) - 1m/3'
ADPT-RCA01 - DVR to Controller (CB20) adapter (s-video/RCA in) - 1m/3'
ADPT-RCA02 - DVR to Controller (CB20) adapter (VHS/RCA out) - 1m/3'



ADPT-05



ADPT-46AE

camera systems - specifier

1
choose
a monitor

2
choose
camera(s)

3
choose
controllers

4
choose
cable(s)

5
choose
sensor
/DVR

 M4204M Max Cam - 3	 M5604 Max Cam - 3	 M7004 Max Cam - 3	 M4200M Max Cam - 2	monitors
 C2000	 C2000	 C2000	 C2000	cameras
 C2007	 C2007	 C2007	 C2007	
 C2002	 C2002	 C2002	 C2002	
 C2010	 C2010	 C2010	 C2010	
 ** C2011	 ** C2011	 ** C2011	 C2011	
 ** C2004	 ** C2004	 ** C2004	 C2004	
 *** CB40RS	 *** CB40RS	 *** CB40RS	-	controllers
 *** RSJB04	 *** RSJB04	 *** RSJB04	-	
 TC-CB20	 TC-CB20	 TC-CB20	M4200M supplied with 5m/16' 2 camera cable.	cables
 TC-JB20	 TC-JB20	 TC-JB20		
 RS01	 RS01	 RS01	-	sensors /DVR

*Requires 2 camera inputs
**ADPT-08 adapter required to operate camera
***CB40RS & RSJB04 required to operate system

camera systems - specifier

1	 M3500 Max Cam - 2	 M5600 Max Cam - 2	 M5601 Max Cam 4 (DVR) 2 (CB20)	 M7000B Max Cam - 2	 M7000 Max Cam - 2	monitors
2	 ** C2000	 C2000	 C2000	 C2013B	 C2000	cameras
	 ** C2007	 C2007	 *** * C2001	-	 C2007	
	 ** C2002	 C2002	 C2007	-	 C2002	
	 ** C2010	 C2010	 C2002	-	 C2010	
	 C2011	 **** C2011	 C2010	-	 **** C2011	
	 C2004	 **** C2004	 **** C2011	-	 **** C2004	
	-	-	 **** C2004	-	-	
3	-	-	 CB20 - 2 camera controller (6 pin). Use with DVR/ C2001 (ADPT-46AE required, except C2001)	-	-	controllers
4	M3500 supplied with 5m/16' 2 camera cable.	 TC02SV TC05 TC15 TC05SV TC20 TC10 TC-TT10 TC10SV TC-TT20	 TC02SV TC15 TC05 TC20 TC05SV TC20-6*** TC10 TC-TT10 TC10SV TC-TT20	 ECTC3-4 ECTC15-4 ECTC5-4 ECTC20-4 ECTC10-4	 TC02SV TC15 TC05 TC20 TC05SV TC-TT10 TC10 TC-TT20 TC10SV	cables
5	-	-	 DVR04A (4 channel) DVM120A	-	-	DVR's

*Requires 2 camera inputs

**ADPT-07 adapter required to operate camera

*** TC20-6 pin cable/CB20 controller required to operate C2001 camera

**** TC__SV cable required to operate camera

camera systems - specifier

1	 M7001	 M7000Q	 M7000W	 M1024	 EC5603-M	 EC7003-M	monitors
	Max Cam 4 (DVR) 2 (CB20)	Max Cam - 4	Max Cam - 4	Max Cam - 4	Max Cam - 3		
2	 C2000	 C2000	 C2000	 C2000	 C2000	 C2000	cameras
	 C2001	 C2007	 C2007	 C2007	 C2002	 C2002	
	 C2007	 C2002	 C2002	 C2002	 C2010	 C2010	
	 C2002	 C2010	 C2010	 C2010	 EC2014-C	 EC2014-C	
	 C2010	 C2011	 C2011	 C2011	 EC2017-C	 EC2017-C	
	 C2011	 C2004	 C2004	 C2004	-	-	
	 C2004	-	-	-	-	-	
	 C2004	-	-	-	-	-	
3	 CB20 - 2 camera controller (6 pin). Use with DVR/C2001 (ADPT-46AE required, except C2001)	-	-	-	-	-	controllers
4	 TC02SV TC15 TC05 TC20 TC05SV TC20-6*** TC10 TC-TT10 TC10SV TC-TT20	 TC02SV TC15 TC05 TC20 TC05SV TC20 TC10 TC-TT10 TC10SV TC-TT20	 TC02SV TC15 TC05 TC20 TC05SV TC20 TC10 TC-TT10 TC10SV TC-TT20	 TC02SV TC15 TC05 TC20 TC05SV TC20 TC10 TC-TT10 TC10SV TC-TT20	 ECTC3-4 ECTC15-4 ECTC5-4 ECTC20-4 ECTC10-4	 ECTC3-4 ECTC15-4 ECTC5-4 ECTC20-4 ECTC10-4	cables
5	 DVR04A (4 channel) DVM120A	 DVR04A (4 channel) DVM120A	-	-	-	-	DVR's


*Requires 2 camera inputs, **ADPT-07 adapter required to operate camera

*** TC20-6 6 pin cable/CB20 controller required to operate C2001 camera






**** TC__SV cable required to operate camera, *****ECADPT-1 required to operate camera

accessories





LED drivers

	#	DESCRIPTION	USED WITH
	209-937-4	4 head LED driver	10, 15, 20, 30 & 90 Series
	209-937-8	8 head LED driver	
	209-937-12	12 head LED driver	
	209-937-20	20 head LED driver	
	209-937-RIP	M4 ripple driver	90 Series
	209-937-LS	LED-E-Selector driver	10 & 20 Series
	209-937-AUX	Alley/takedown driver	10, 15, 20, 30 & 90 Series

Globes

	#	DESCRIPTION	USED WITH
	899-901	H1 halogen globe	10/20 Series AL/TD/WK Functions
	899-902		
	899-903	H3 halogen globe	15/30 Series AL/TD/WK Functions
	899-904		
	899-905	BA15s sign light globe	20/30 Series Sign/Illumination Functions
	899-906		
	899-909	Rotator globe	20/30 Series Rotators
	899-910		
	899-911-5	Ripple light globe 5-pack	90 Series
	899-912-5	Ripple light globe 5-pack	90 Series

Lens screws & clips






	#	DESCRIPTION	USED WITH
   	209-927	Lightbar lens retaining clip	20 & 30 series
	159-942	Lightbar lens retaining screw M4x25 including rubber seal	10 & 15 series
	309-942	Lightbar lens retaining screw M4x40 including rubber seal	30 series
	209-921	Centre Section Spring Clip	10, 15, 20 & 30 Series
	109-942	End retaining screw	10 series

accessories

Lightbar Lamp Assemblies


#	DESCRIPTION		USED WITH		
209-908	Replacement Rotator	Assembly fast 12V 150FPM	20 & 30 series		209-908
209-909		Assembly slow 12V 90FPM			
209-910		Assembly fast 24V 150FPM			
209-911		Assembly slow 24V 90FPM			
209-917	H3 Alley/ Takedown Replacement	12V	10/15/20 & 30 series		209-917
209-917-24		24V			
209-922	H1 Alley/ Takedown Replacement	12V	10 & 20 series		209-922
209-922-24		24V			
209-923	Alley Replacement	12V			909-922
209-923-24		24V			
209-924	Takedown/ Worklamp Replacement	12V			909-923
209-924-24		24V			
909-922	Linear strobe tube assembly		20/30 & 90 series		909-923
909-923	Microside Beam Strobe Assembly		20/30 & 90 series		
909-933	Halogen Ripple	12V	90 series		909-933
909-934		24V			

Lightbar LED Module

						DESCRIPTION	USED WITH				
109-924A	109-924B	109-924G	109-924M	109-924R	109-924W	Front/rear module	10/15/20 & 30 series lower				
109-924A-24	109-924B-24	109-924G-24	109-924M-24	109-924R-24	109-924W-24						
109-938A	109-938B	109-938G	109-938M	109-938R	109-938W	Corner module	10 & 20 series lower				
109-938A-24	109-938B-24	109-938G-24	109-938M-24	109-938R-24	109-938W-24						
159-938A	159-938B	159-938G	159-938M	159-938R	159-938W	End module	10/15/20 & 30 series lower				
159-938A-24	159-938B-24	159-938G-24	159-938M-24	159-938R-24	159-938W-24						
909-927A	909-927B	909-927G	909-927M	909-927R	909-927W	Dual head LED module	20 & 30 series upper				
909-927A-24	909-927B-24	909-927G-24	909-927M-24	909-927R-24	909-927W-24						
909-928A	909-928B	909-928G	909-928M	909-928R	909-928W	Single LED module	20 & 30 series upper				
909-928A-24	909-928B-24	909-928G-24	909-928M-24	909-928R-24	909-928W-24						
909-924A-E	909-924B	909-924G	909-924M	909-924R	909-924W	End/Mid module single	90 series				
909-924A-M											
909-924A-24-E	909-924B-24	909-924G-24	909-924M-24	909-924R-24	909-924W-24						
909-924A-24-M											
909-926A	909-926B	909-926G	909-926M	909-926R	909-926W	Front/rear module	90 series				
909-926A-24	909-926B-24	909-926G-24	909-926M-24	909-926R-24	909-926W-24						

accessories

Lenses (includes hardware & adhesive tape)

	DESCRIPTION	USED WITH						clear	white
	Replacement End Upper Lens	20 series	209-901A	209-901B	–	209-901M	209-901R	–	–
	Replacement End Upper Lens	10 series	109-901A	109-901B	–	–	109-901R	109-901C	–
	Replacement End Upper Lens	30 series	309-901A	309-901B	–	–	309-901R	309-901C	–
	Replacement End Upper Lens	15 series	159-901A	159-901B	–	–	159-901R	159-901C	–
	Replacement End Cap	90 series	909-931A	909-931B	909-931G	909-931M	909-931R	909-931C	–
	Replacement End Cap Window	90 series	909-932A	909-932B	909-932G	909-932M	909-932R	909-932C	–
	Replacement Front Rear Ripple	90 series	909-940A	909-940B	909-940G	909-940M	909-940R	909-940C	909-940W
	Replacement Middle Upper Long	20 & 30 series	209-906A	209-906B	–	209-906M	209-906R	209-906C	209-906W
	Replacement Middle Upper Short	20 & 30 series	209-904A	209-904B	–	209-904M	209-904R	209-904C	209-904W
	Replacement Middle Upper Long	10 & 15 series	109-906A	109-906B	–	–	109-906R	109-906C	–
	Replacement Middle Upper Short	10 & 15 series	109-904A	109-904B	–	–	109-904R	109-904C	–
	Replacement End Lower Lens	10 & 20 series	–	–	–	–	–	209-902C	–
	Replacement End Lower Lens	15 & 30 series	–	–	–	–	–	309-902C	–
	Replacement Middle Lower Lens Long	10/15/20 and 30 series	–	–	–	–	–	209-907C	–
	Replacement Middle Lower Lens Short	10/15/20 and 30 series	–	–	–	–	–	209-905C	–
	Lens Divider	90 series	909-925						

Switches & Control Boxes

#	DESCRIPTION	USED WITH	
A9000	Switchbox - 6 switch 12V	–	
A9901	Illuminated 12V	–	
A9891	Illuminated 12V-Amber-SPST	–	
A9902	Bracket - end section	A9901	
A9903	Bracket - centre section		
A9904	Bracket mounting kit	A9901 / A9902 / A9903	
A9893	Switch panel - single slot	A9891 / A9892	
R3000CB	Director controller	3000, 3200 Series	
R3300CB	LED Director controller	3300, 3400 Series	
M4-DIRC	Director controller (LED/Halogen)	10, 15, 20, 30 Series	
A9905SW	On/Off & flash pattern switch	Multiple pattern LEDs	
A9660SW	Remote strobe switch	9660 Series	
SW3R	Lighting switches	–	
SW4R		–	
SW6R		–	

A9000

A9891 & A9893

R3000CB

M4-DIRC

A9905SW

SW4R

flash patterns

3600 Series

#	SINGLE (Wire)	SINGLE (Cig. Adapter)	TWIN (Wire)	TWIN (Cig. Adapter)
1	Always On	Always On	Always On	Always On
2	75 Double FPM Phase A	75 Double FPM	75 Double FPM Left & Right LEDs Alternate Phase A	75 Double FPM, Left & Right LEDs Alternate
3	75 Double FPM Phase B	75 Quad FPM	75 Double FPM Left & Right LEDs Alternate Phase B	75 Quad FPM, Left & Right LEDs Alternate
4	75 Quad FPM Phase A	75 Quint FPM (Hold)	75 Quad FPM Left & Right LEDs Alternate Phase A	75 Quint FPM (Hold) Left & Right LEDs Alternate
5	75 Quad FPM Phase B	132 Double FPM, Left & Right LEDs Alternate	75 Quad FPM Left & Right LEDs Alternate Phase B	132 Double FPM, Left & Right LEDs Alternate
6	75 Quint FPM (Hold) Phase A	75 Double FPM, Left & Right LEDs Alternate	75 Quint FPM (Hold) Left & Right LEDs Alternate Phase A	132 Double FPM Simultaneous
7	75 Quint FPM (Hold) Phase B	75 Quad FPM, Left & Right LEDs Alternate	75 Quint FPM (Hold) Left & Right LEDs Alternate Phase B	
8	132 Double FPM (R65 0°)	75 Quint FPM, Left & Right LEDs Alternate	132 Double FPM, Left & Right LEDs Alternate (R65 0°)	
9	132 Double FPM (R65 90°)	132 Double FPM, Left & Right LEDs Alternate	132 Double FPM, Left & Right LEDs Alternate (R65 180°)	
10	132 Double FPM (R65 180°)		132 Double FPM Simultaneous	
11	132 Double FPM (R65 270°)			
12	75 Double FPM, Left & Right LEDs Alternate			
13	75 Quad FPM, Left & Right LEDs Alternate			
14	75 Quint FPM, Left & Right LEDs Alternate			
15	132 Double FPM, Left & Right LEDs Alternate			

3700 Series

#	PATTERN	DESCRIPTION	#	PATTERN	DESCRIPTION
1	Steady Burn	Always On	10	R65 Double Flash 180°	132 Double FPM (R65 180°)
2 & 3	Double Flash	75 Double FPM Phase A & B	11	R65 Double Flash 270°	132 Double FPM (R65 270°)
4 & 5	Quad Flash	75 Quad FPM Phase A & B	12	Double Flash Alt	75 Double FPM, Left & Right LEDs Alternate
6 & 7	Quint Hold	75 Quint FPM (Hold) Phase A & B	13	Quad Flash Alt	75 Quad FPM, Left & Right LEDs Alternate
8	R65 Double Flash 0°	132 Double FPM (R65 0°)	14	Quint Hold Alt	75 Quint FPM, Left & Right LEDs Alternate
9	R65 Double Flash 90°	132 Double FPM (R65 90°)	15	R65 Double Flash Alt	132 Double FPM, Left & Right LEDs Alternate

3730 Series

#	PATTERN	DESCRIPTION	#	PATTERN	DESCRIPTION
1	Steady Burn	Always On	14 & 15	Fast Double	132 Double FPM Phase A & B
2 & 3	Slow Single	60 Single FPM Phase A & B	16	Constant Pulse8	1465 Oct FPM
4 & 5	Fast Single	120 Single FPM Phase A & B	17 & 18	Pulse8	75 Oct FPM Phase A & B
6 & 7	Double Flash	75 Double FPM Phase A & B	19 & 20	Double Flash Alt	75 Dbl FPM, In/Out LEDs Alternate Phase A & B
8 & 9	Triple Flash	75 Triple FPM Phase A & B	21 & 22	Quad Flash Alt	75 Quad FPM, In/Out LEDs Alternate Phase A & B
10 & 11	Quad Flash	75 Quad FPM Phase A & B	23 & 24	Quint Hold Alt	75 Quint FPM, In/Out LEDs Alternate Phase A & B
12 & 13	Quint Hold	75 Quint FPM (Hold) Phase A & B	25	Random	

flash patterns

Hide-A-LED™ / 3510

#	PATTERN	DESCRIPTION	#	PATTERN	DESCRIPTION
1	Quad Flash	75 Quad FPM	9	Cycle	Cycle through patterns 1-7
2	Double Flash	75 Double FPM	10	Double - Triple + Burst	2 Double, 2 Triple + Burst cycle
3	Triple Flash	92 Triple FPM	11	Cycle Classic	1 Double, 1 Quad, 2 Mega cycle
4	DeciBlast	85 Deci FPM	12	Quad - Mega	3 Quad, 4 Mega cycle
5	Single Flash	75 Single FPM	13	Single - Quad	2 Single, 2 Quad cycle
6	Mega Flash	114 Single FPM	14	DeciBlast - Quad	2 DeciBlast, Quad cycle
7	Triple + Burst	85 Triple + Burst FPM	15	Single - Triple - DeciBlast	2 Single, 2 Triple 2 DeciBlast cycle
8	Steady Burn	Always On	16	Mega - Triple + Burst	1 Mega, 1 Triple + Burst cycle

ED3766/ED3767 Series

#	PATTERN	DESCRIPTION	#	PATTERN	DESCRIPTION
1	Single	75 Single FPM Phase A & B	7	Fast Quad	120 Quad FPM Phase A & B
2	Fast Single	375 Single FPM Phase A & B	8	Module Flash Alternating	Ramp Up/Down
3	Double Flash	75 Double FPM Phase A & B	9	Double, Quad	1 Double Flash, 2 Quad Flash (alternating colours)
4	Fast Double	120 Double FPM Phase A & B	10	Single, Triple	4 Single Flash, 2 Triple Flash (alternating colours)
5	Triple Flash	75 Triple FPM Phase A & B	11	Double, Triple, Quad	1 Double, 1 Triple, 1 Quad Flash (alternating colours)
6	Quad Flash	75 Quad FPM Phase A & B			

VigiLED II™

#	PATTERN	DESCRIPTION	#	PATTERN	DESCRIPTION
1	Quint Flash Alt	125 Quint FPM, Top & Bottom LEDs Alternate	14	Quad-Squad Flash	2 Cycles Quad, 4 Cycles Single (Simultaneous)
2 & 3	Quint Flash	125 Quint FPM Simultaneous Phase A & B	15	Modulation Flash Alt	Single Slow-to-Fast-to-Slow (Alternating)
4	Quad Flash Alt	125 Quad FPM, Top & Bottom LEDs Alternate	16	Modulation Flash	Single Slow-to-Fast-to-Slow (Simultaneous)
5 & 6	Quad Flash	125 Quad FPM Simultaneous Phase A & B	17	Quad-Squad Scan	Single Slow-to-Fast then Quad (Simultaneous)
7	Single Flash Slow Alt	75 Single FPM, Top & Bottom LEDs Alternate	18	Steady Burn / Single Escalating	Bottom LEDs on, Top LEDs Single Slow-to-Fast
8 & 9	Single Flash Slow	75 Single FPM Simultaneous Phase A & B	19	Steady Burn / Single	Bottom LEDs on, Top LEDs Single Slow
10	Single Flash Fast Alt	375 Single FPM, Top & Bottom LEDs Alternate	20	Steady Burn	Always On
11 & 12	Single Flash Fast	375 Single FPM Simultaneous Phase A & B	21	Cycle Flash	Cycle through patterns
13	Quad-Squad Flash Alt	5 Cycles Quad, 5 Cycles Single (Alternating)	22 & 23	Single Flash Medium	120 Single FPM Simultaneous Phase A & B

gutter mount kits

10-30 Series

#	DESCRIPTION	10/20 SERIES LIGHTBAR LENGTH (mm)	15/30 SERIES LIGHTBAR LENGTH (mm)
2HK-0111-28*	Ford Falcon (FG) Sedan/Ute	1330	1240
2HK-0163-02**	Ford Ranger Single/Super Cab (PJ/PK)	1200	1240
2HK-0111-26	Ford Ranger Dual Cab (PJ/PK)	1200	1240
2HK-0113-26	Holden Commodore (VE) Sedan/Ute/Wagon	1200	1240
2HK-0164-20	Holden Epica (EP)	1200	1110
2HK-0111-18	Holden Colorado Single/Dual Cab (RC)	1200	1110
2HK-0111-27	Hyundai Getz (TB)	1200	1240
2HK-0113-08	Mitsubishi Lancer (CJ)	1200	1110
2HK-0355-01	Mitsubishi Outlander (ZG)	1330	1370
2HK-0164-14	Mitsubishi Triton (ML) Single/Dual Cab	1200	1240
2HK-0111-23	Nissan Navara (D40) ST-X	1330	1240
2HK-0409-01	Nissan Patrol (GU1 - GU7)	1330	1370
2HK-0164-06	Toyota Camry / Aurion Sedan (ACV40R)	1200	1240
2HK-0164-12	Toyota Hilux All Cabs (MY07-12)	1330	1240
2HK-0114-12	Toyota Landcruiser Cab Chassis (70/78/79 series)	1460	1370
2HK-0113-23	Toyota Landcruiser (200 series)	1460	1370
2HK-0163-03	Mazda BT-50 Single/Dual Cab (MY06-12)	1330	1240
2HK-0355-01	Subaru Forester (S3)	1200	1110
2HK-0113-43	Subaru Outback (5GEN)	1330	1240

90 Series

#	DESCRIPTION	LIGHTBAR LENGTH (mm)	LIGHTBAR LENGTH (mm) Underhung alley lights
9HK-0121-49	Ford Falcon (FG) Sedan/Ute	1230	1330
9HK-0119-15	Ford Ranger Single/Super Cab (PJ/PK)	1230	1230
9HK-0119-15	Ford Ranger Dual Cab (PJ/PK)	1230	1230
9HK-0121-34	Holden Commodore (VE) Sedan/Ute/Wagon	1230	1230
9HK-0121-56	Holden Epica (EP)	1230	1230
9HK-0119-11	Holden Colorado Single/Dual Cab (RC)	1230	1330
9HK-0119-18	Hyundai Getz (TB)	1230	1230
9HK-0121-48	Mitsubishi Lancer (CJ)	1230	1230
9HK-0356-02	Mitsubishi Outlander (ZG)	1330	1330
9HK-0121-46	Mitsubishi Triton (ML) Single/Dual Cab	1230	1330
9HK-0121-28	Nissan Navara (D40) ST-X	1230	1330
9HK-0121-14	Nissan Patrol (GU1 - GU7)	1330	1330
9HK-0121-32	Toyota Camry / Aurion Sedan (ACV40R)	1230	1230
9HK-0121-42	Toyota Hilux All Cabs (MY07-12)	1330	1330
9HK-0122-13	Toyota Landcruiser Cab Chassis (70/78/79 series)	1330	1330
9HK-0122-23	Toyota Landcruiser (200 series)	1330	1430
9HK-0119-14	Mazda BT-50 Single/Dual Cab (MY06-12)	1230	1230
9HK-0356-01	Subaru Forester (S3)	1230	1230
9HK-0122-26	Subaru Outback (5GEN)	1230	1330

A full list of compatible vehicles can be obtained from the Hazard Systems website www.hazard.com.au

part number index

Part No	Page	Part No	Page	Part No	Page	Part No	Page
10 Series Lightbar	2	822-106	15	886-010	33	Accessories	52
15 Series Lightbar	4	822-107	15	889-001	28	Flash Patterns	56
20 Series Lightbar	6	822-108	15	889-002	28	Gutter Mount Kits	58
30 Series Lightbar	8	822-109	15	EC5603-K	35		
90 Series Lightbar	10	822-110	13	EC5605-K	37		
3510	18	822-111	13	EC7003-K	35		
3730	18	822-112	13	ED0001	20		
9010	23	822-113	13	ED0002	21		
9011	23	822-114	13	ED0003	21		
9013	24	822-115	13	ED0004	21		
9014	25	822-116	14	ED0010	22		
9031	23	822-117	14	ED0011	22		
809-001	30	822-118	14	ED3766	19		
809-002	30	822-119	14	ED3767	19		
809-004	31	830-001	16	HD0012	27		
809-006	31	830-002	16	HD0013	27		
809-007	30	830-003	16	K1024	41		
809-010	31	830-004	16	K3500	38		
809-011	31	830-010	16	K4200M	38		
809-015	29	830-011	16	K4204M	42		
809-016	29	830-012	16	K5000	37		
809-017	29	830-013	16	K5604	43		
809-018	29	830-042	17	K7000B	37		
810-002	32	830-047	17	K7000Q	39		
810-006	32	830-050	20	K7000W	39		
810-008	32	830-051	20	K7004	43		
810-009	32	830-053	17	M3-LDM5-LOOMU	33		
810-010	32	830-054	17	M3-LDM5-LOOMH4L	33		
810-011	32	830-861	26	M3-LDM5-LOOMH4H	33		
810-013	32	830-862	26	M3-LDM5-LOOMH4T	33		
810-014	32	830-881	26	N-100W	32		
810-015	32	830-882	26	N-200W	32		
810-016	32	886-001	33	X1	24		
810-017	32	886-002	33				
822-001	15	886-009	33				

notes



notes



Hazard Systems is a division of ECCO Safety Group (ESG). Headquartered in Boise, Idaho, ESG is a worldwide leader in commercial and emergency vehicle warning and safety products. With seven manufacturing facilities on four continents: North America, Europe, Asia, and Australia, ESG markets a portfolio of the most respected brands in the industry. ESG serves more than 500 OEMs and thousands more private label, fleet and aftermarket customers in a range of industries including heavy construction, material handling, utilities and emergency services.



ECCO Group Asia Pacific

25 York Street
Launceston
Tasmania
7250
Australia

T: 1800 815 000

T: +61 (0)3 63322444

F: +61 (0)3 63322490

E: AsiaPacific@eccogroup.com

W: www.hazard.com.au





Worldwide leader in
commercial and emergency
vehicle warning and safety products

www.eccogroup.com

Distributed by:

Hazard Systems | 25 York Street, Launceston, Tasmania 7250 Australia
+61 (0)3 63322444 | AsiaPacific@eccogroup.com | www.hazard.com.au

A Division of ESG | www.eccogroup.com



© Hazard Systems Pty Ltd
HS2014 (0814 - 10K)